

Anziehvorschrift
Tightening Instruction
Prescripciones de apriete
安装说明

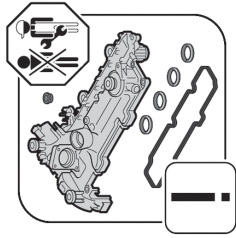
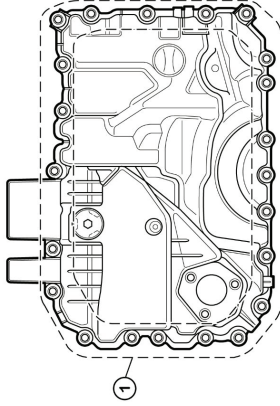


727.800



Das Original

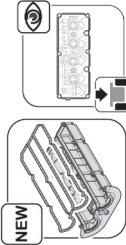
Reihenfolge / Sequence / Commander / Sucesión / 安装顺序



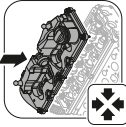
1.



2.



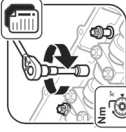
3.



4.



5.



Step 标准步骤	metrisch/metric/métrico/ 毫米	US Standard 7.38 ft.-lb	Wert/Figure/Valor/扭矩
1.	1: 10 Nm		

© Elring - Das Original 05/2020

Motortyp / Engine type / Type de moteur / Tipo de motor / 发动机型号

BMW
 1.6 - 2.0 L / N20 B16 A, N20 B20 A, N20 B20 B
 1*(F20), 2*(F22), 3*(F30), 4*(F32), 5*(F10), X1, Z4

ElringKlinger AG
 Max-Eyth-Straße 2 | D-72581 Dettingen/Erms
 Fon +49 7123 724-799 | Fax +49 7123 724-798
 elring@elring.de | www.elring.com



Das Original



ElringKlinger AG
 Max-Eyth-Straße 2 | D-72581 Dettingen/Erms
 Fon +49 7123 724-799 | Fax +49 7123 724-798
 elring@elring.de | www.elring.com



© Elring - Das Original 05/2020 Voo03787