

Assembly instructions for crank position sensors

Einbauhinweise für Impulsgeber, Kurbelwelle
Instrucciones de montaje para generador de impulsos, cigüeñal
Instructions de montage pour générateur d'impulsions, vilebrequin
Инструкция по установке датчика вращения коленвала
Istruzioni di montaggio per sensori di posizione della manovella



MEYLE no. 16-14 899 0010 | 16-14 800 0023 | 16-14 899 0006 | 16-14 800 0026

Short no. MPS0057 | MPS0054 | MPS0056 | MPS0055

To fit/Passend für/Aptos para/Convient pour/для/Adatti per

Dacia | Nissan | Opel | Renault



**Installation by qualified personnel only.
Car manufacturer's instructions to be
observed closely.**

Einbau nur durch geschulte Fachkräfte. Hinweise der Fahrzeughersteller genau befolgen.

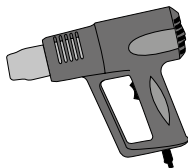
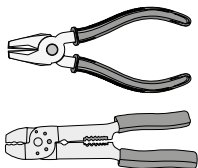
El montaje sólo debe realizarse por un técnico instruido. Siga exactamente las indicaciones del fabricante del vehículo.

Installation uniquement par main-d'oeuvre spécialisée. Suivre les indications du fabricant d'automobile pour l'installation.

Монтаж должны производить только обученные специалисты. Следует точно соблюдать инструкции завода-изготовителя автомобиля.

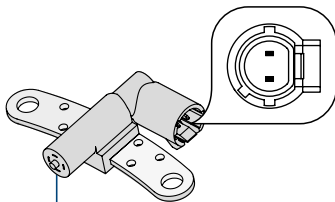

Montaggio solo da parte di meccanici specializzati. Sono da seguire esattamente le istruzioni fornite dal costruttore del veicolo.

tools required|erforderliche Werkzeuge|herramientas
necesarias|outillage nécessaire|необходимые
инструменты|attrezzature richieste



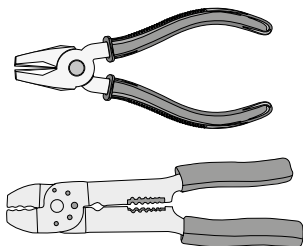

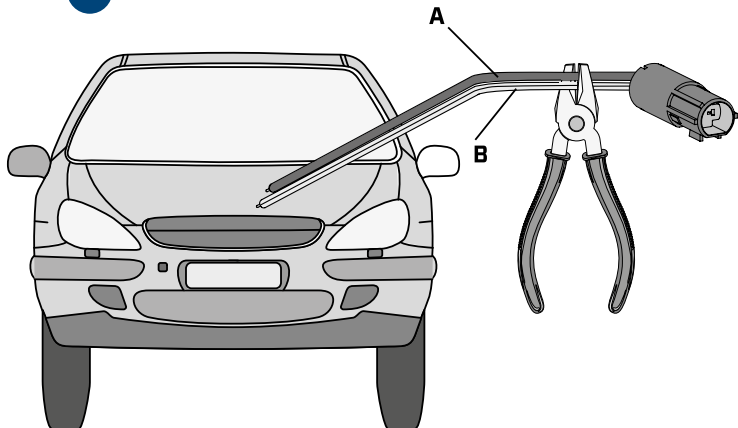
OLD|ALT|DESFAZADO|ANCIEN|
СТАРАЯ МОДЕЛЬ|VECCHIO

NEW|NEU|NUEVO|NOUVEAU|
НОВАЯ МОДЕЛЬ|NUOVO



blue|blau|azul|bleu|
синий|blue

1



2

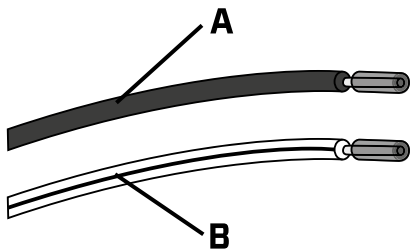
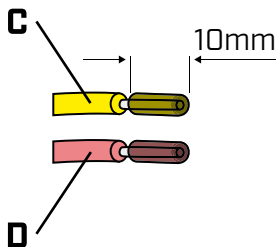
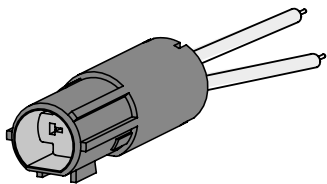
A black
schwarz
negro
noir
чёрный
nero

B white-black
weiß-schwarz
blanco-negro
blanc-noir
белый-чёрный
bianco-nero

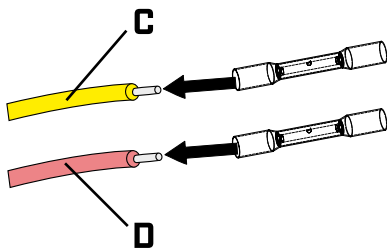
C yellow
gelb
amarillo
jaune
жёлтый
giallo

D pink
rosa
rosa
rose
розовый
rosa

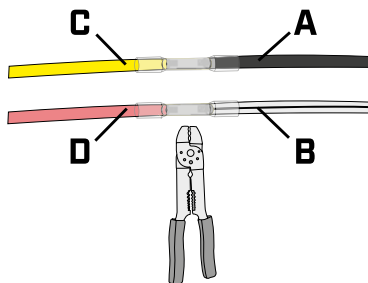
2.1



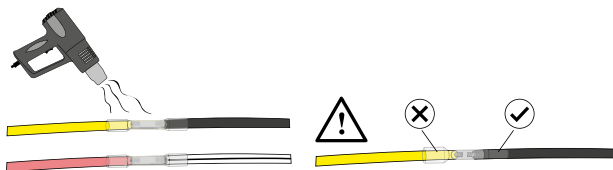
2.2

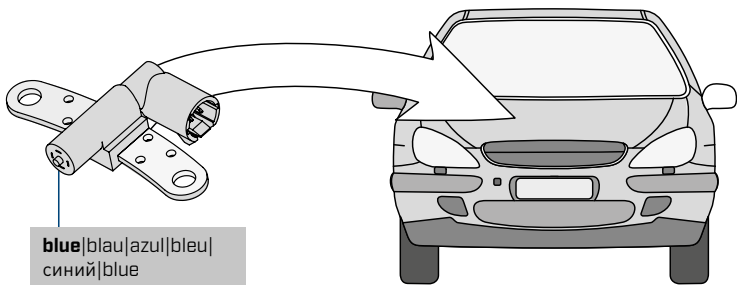


2.3



2.4





blue|blau|azul|bleu|
синий|blue